

# Community Impact Grant 2019/20



## Meet Stacy.



Stacy's first day of work as a Community Navigator in the Lewisville school district coincided with the beginning of the Coronavirus pandemic. But that did not stop her from making a huge difference in the lives of children she had not even met yet.

In her new position, funded by a Texas Health Community Impact grant, Stacy set out to find the students who scored "at-risk" on the Difficulties in Emotion Regulation Scale and needed support. She used the time during the COVID-19 closure to locate and get to know her students. When she could not reach them by phone, she drove around their neighborhoods searching for these children as they worked to help their families through the crisis.

## Working Together to Address ACEs (Adverse Childhood Events)

*Lewisville 75057, within Denton County*

Children's Advocacy Center for North Texas and Lewisville ISD partnered to bring Trust Based Relational Intervention (TBRI) to the students of Delay Middle School. The goal is to teach resiliency skills and identify and intervene for children who have more severe mental health needs due to ACEs. Combating hunger in a near-food desert area is an integral piece of the program. A relationship with Heart of the City Food Pantry has created new access to healthy foods for family of Delay students.

- Opened a Heart of the City Food Pantry on campus to increase access.
- Created Parent Cafés to help support parenting skills. Attendees reported changing how they interact with children.
- Lewisville ISD trained its faculty in TBRI.

### PROGRAM OBJECTIVES

- 10% increase in resiliency scores using a validated survey, such as Healthy Kids Survey, in targeted youth, ages 12-21 by December 2020.
- Address food insecurity as a social determinant of health with youth ages 12-21 by increasing the number of places offering healthy foods by December 2020.

The collaborative was awarded a \$255,000 grant.

**The grant was designed and launched in a pre-pandemic world. COVID-19 has had a significant impact on grant objectives and execution. Although the collaboration made adjustments to planned activities because of the pandemic, the grant's success related to original goals was impacted.**

### COLLABORATING ORGANIZATIONS

#### Children's Advocacy Center for North Texas

Lewisville ISD, Youth and Family Counseling

Heart of the City Food Pantry

### IMPACT OF COVID-19



Due to school closures and the transition to remote learning, many of the grant's target population were unreachable



On Feb. 19, 2021, there were 46,439 confirmed COVID-19 cases out of the 887,207 total population of Denton County



In February 2021, 1,291 total COVID-19 cases were specifically reported in ZIP Code 75057

### To join the cause or for more information, please contact:

Julie Wright, Program Manager for Denton and Wise Counties  
Texas Health Resources | Community Health Improvement



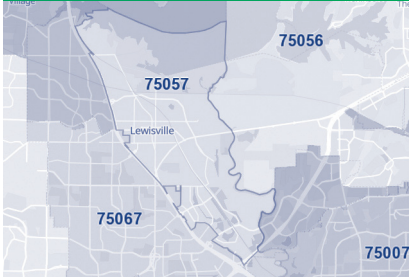
[JulieWright@TexasHealth.org](mailto:JulieWright@TexasHealth.org)



682-236-7471



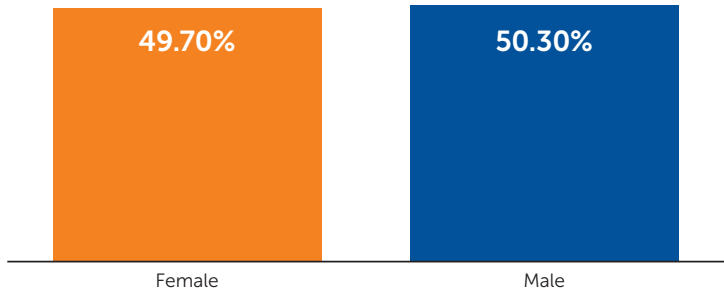
# Denton/Wise Counties: 75057 - TBRI



Data used to analyze ZIP codes and determine the areas of focus in each Texas Health Community Impact region are included within the Community Health Needs Assessment (CHNA), available at [TexasHealth.org/CommunityHealth/Community-Health-Needs-Assessment](https://www.texashealth.org/communityhealth/community-health-needs-assessment). Insight into the 2019-2020 grant is below.

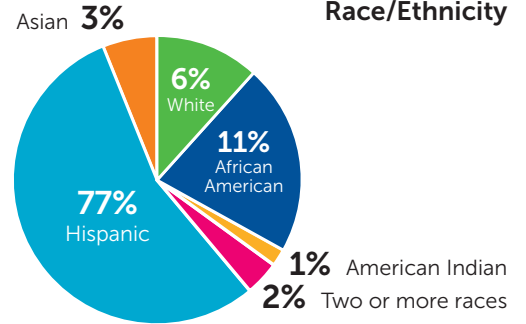
## Demographic Information for 1,039 Students at DeLay Middle School

### Gender



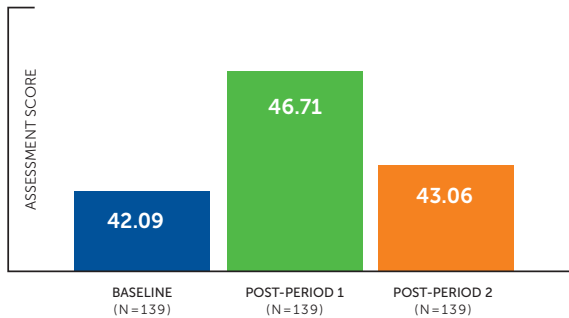
Of note: This grant received a no-cost extension until March 2021. A final report will be shared in May 2021.

### Race/Ethnicity



## Program Outcomes for 139 Grant Participants

### Measuring Impact Using the Difficulties in Emotion Regulation Scale-18 (DERS-18) Assessment Tool



Of the 2,129 participants who completed the DERS-18 assessment, 139 (10.9%) reported an assessment score across all three timelines. A one-way between subjects ANOVA was conducted to account for the variance. An independent samples t-test analysis was used to compare changes in emotional regulation between participants at baseline (M = 42.09, SD = 13.3) and post-period 1 (M = 46.17, SD = 12.8). The results showed a statistically significant difference in emotional regulation at post-period 1 when compared to baseline [t (276) = - 2.96, p = .003].

A second independent samples t-test analysis was used to compare changes in emotional regulation between participants at baseline (M = 42.09, SD = 13.3) and post-period 2 (M = 43.06, SD = 13.2). The results showed no statistically significant difference in emotional regulation at post-period 2 when compared to baseline [t (276) = - .612, p = .541]. This may be due to the high attrition rate and the unintended consequences of the pandemic.

### Objective for Increasing Resiliency Were Unmet

The pandemic presented challenges. This grant has established a foundation which, given more time, could lead to future improvements. Texas Health awarded a second grant to evaluate this potential.

### Objective for Addressing Food Insecurity Were Unmet

Across the board, improvements associated with the program objectives for this grant were observed.

Through Heart of the City food pantry and funds from Texas Health the community was still served and students and their families received food.

## Social Determinants of Health Activities



### Addressing Behavioral Health

55 Parents Cafe sessions were delivered  
 31 parents/caregivers attended the Cafe sessions, impacting 34 DMS students  
 2,129 students completed the resiliency screening surveys  
 More than 130,000 hours of Social Emotional Learning instruction were presented to students at DMS



### Behavioral Health Literacy

148 teachers were trained to implement the Trust-Based Relational Intervention (TBRI)



### Food Insecurity

69 students received more than 294.9 pounds of food through the DMS food pantry

The data collection for Cycle One grants had limitations, resulting in some inconsistencies.

\*SOURCES: Year-end report from the Children Advocacy Center of Denton County (CACDC) Lewisville. Plano Up! Cohort Tracker. Coronavirus Impact data: Texas Department of State Health Services & Denton County COVID-19 Statistics Site. Program output and outcome data: Data Collection Tool from the Children Advocacy Center of Denton County (CACDC) Lewisville. Maps obtained through <https://www.unitedstateszipcodes.org/>

Doctors on the medical staffs practice independently and are not employees or agents of Texas Health hospitals or Texas Health Resources.



MB 3104 6/21 EP