

Community Impact Grant - 2021/22

Vision. Leadership. Teamwork.

Texas Health Community Impact uses cross-sector collaborative grants to address local community needs in resourceful and innovative ways. This data-driven, outcomes-focused approach pinpoints North Texas ZIP codes most in need of our help and drives how we engage with leaders, influencers and existing resources within those underserved areas. Together, we're responding to health disparities, eliminating root causes of chronic disease and providing tools that instill life-long health and well-being.

Collaborating Organizations

Eastside Community Assistance

McMillan United Methodist Church

To join the cause or for more information, please contact:

Kimberlin Moore, MSN, RN

Tarrant/Parker
Community Health Improvement
Texas Health Resources

KimberlinMoore@TexasHealth.org

About The Railroad Project

Introducing imagery that is familiar to Black Americans and is a symbol of freedom and hope, **The Railroad** is a three-step plan that advances our clients through programs called "stops" using a "conductor" as the guide and lead counselor.

- First stop: basic needs (food, clothing, and momentum).
- Second stop: regular in-house counseling (individual and group).
- Third stop: improvement, assessment, measurement (depression, self-efficacy, and overall improvement).

Program Objectives to reach by December 2022

Decrease anxiety and depression, increase self-efficacy, and improve the overall lives of individuals age 18+ in 76119.

\$215,292

Awarded to agencies in grants from the Texas Health Community Impact initiative. Texas Health considers this funding to be seed money toward a broader effort of leveraging additional financial support needed to meet the program's long-term goals.

Meet Janelle



Janelle's young life took a few twists and turns and before she knew it, things had spiraled beyond her control. She started using drugs and sneaking out of her house at age 12. By age 15, she was a mother and by 16 she had a second child. As her drug use increased, she started breaking the law and ended up in prison by age 23.

When Janelle was released, she wanted a fresh start, and Eastside Community Assistance, part of the Railroad Project grant serving clients in Southeast Fort Worth (76119), was there to help. Anew Vision, a partner with Eastside Community Assistance, is a transitional living program that offers support for individuals who are homeless, recovering from addiction, on parole, or previously incarcerated. The program provided Janelle with a place to live, food and clothing as well as behavioral health services and job training. Increasing self-efficacy is among project goals. "They didn't look at where I've been but where I am going," Janelle said of her experience.

While still a client, Janelle started volunteering for the program and discovered that helping people, especially those with similar stories to hers, brought great reward. She did so well that Eastside hired her to work as a bilingual translator. "My goal is to plant a seed of hope just like the Railroad Project did for me," she said.

The grant funds allowed Janelle the opportunity to work. She still lives at Anew Vision, but with employment she now is on track to independent living.



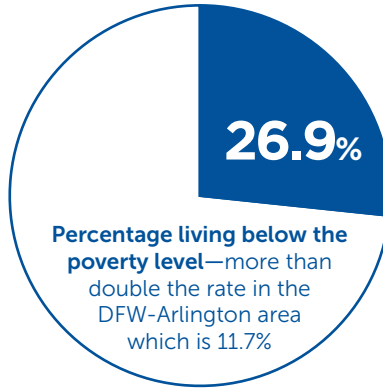
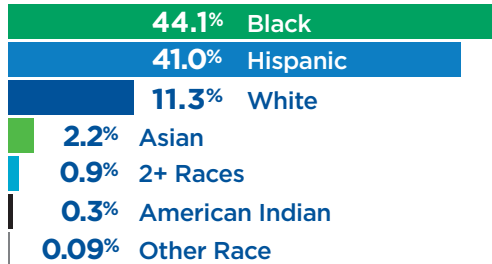
Southeast Fort Worth 76119

As an example of the data used to analyze the ZIP codes and determine areas of focus in each Texas Health Community Impact region, the following is information for Southeast Fort Worth, 76119.

DEMOGRAPHICS OF ZIP CODE 76119



TOTAL POPULATION
52,637*



*2019
<https://www.city-data.com/zip/76119.html>
<http://www.healthytexas.org/?module=indicators&controller=index&action=indicatorsearch&doSearch=1&showComparisons=1&id=39602>

SOCIAL DETERMINANTS OF HEALTH

Conditions in the environments in which people are born, live, learn, work, play, worship, and age that affect a wide range of health, functioning, and quality-of-life outcomes and risks.

Source: <https://www.healthypeople.gov/2020/topics-objectives/topic/social-determinants-of-health>




74.6% of Fort Worth's residents had limited access to healthy food, compared to an average of **63.9%** across the Dashboard's cities. In 76119, **100%** of the population has limited access to healthy foods (population living more than 1/2 mile from the nearest supermarket, supercenter, or large grocery store).

<https://www.cityhealthdashboard.com/tx/fort%20worth/metric-detail?metric=19&dataRange=city&metricYearRange=2015>



41.1% ADULTS without health insurance

<http://www.healthytexas.org/?module=indicators&controller=index&action=indicatorsearch&doSearch=1&showComparisons=1&id=39602>



63.9%
HOUSEHOLDS with children Receiving **SNAP**

<http://www.healthytexas.org/?module=indicators&controller=index&action=indicatorsearch&doSearch=1&showComparisons=1&id=39602>



7.2% of people age 25+ have a Bachelor's Degree or Higher compared to **32.3%** in Tarrant County.

<http://www.healthytexas.org/?module=indicators&controller=index&action=indicatorsearch&doSearch=1&showComparisons=1&id=39602>



COVID Local Risk Index in Fort Worth is **6/10**, compared to an average of **5.5** across Dashboard's cities. In 76119, the index risk is **10/10** which reflects social and economic factors and health outcomes relative to other neighborhoods on the Dashboard.

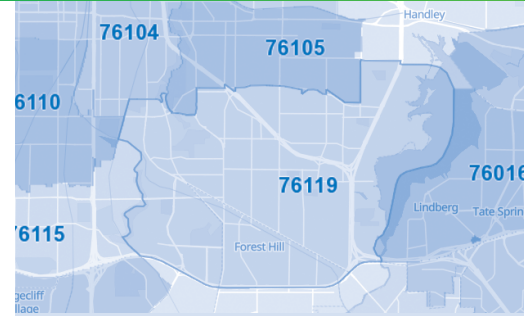
<https://www.cityhealthdashboard.com/tx/fort%20worth/metric-detail?metric=142&dataRange=city&metricYearRange=March+2021%2C+Using+Data+from+2018+and+2014-2018+Estimates>



LOOKING FOR ADDITIONAL DATA?

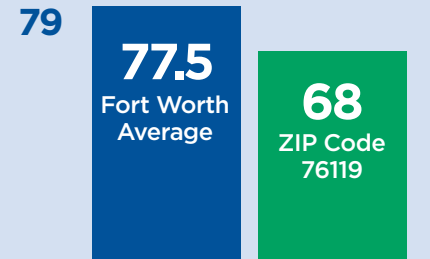
To review the Community Health Needs Assessment, please visit **TexasHealth.org/CHNA**

Maps obtained through <https://www.unitedstateszipcodes.org/>
Doctors on the medical staffs practice independently and are not employees or agents of Texas Health hospitals or Texas Health Resources.



POPULATION DATA

LIFE EXPECTANCY AT BIRTH
Avg. Across Dashboard Cities



<https://www.cityhealthdashboard.com/tx/fort%20worth/metric-detail?metric=837&dataRange=city&metricYearRange=2010-2015%2C+6+Year+Modeled+Estimate>



43.5%
have high blood pressure



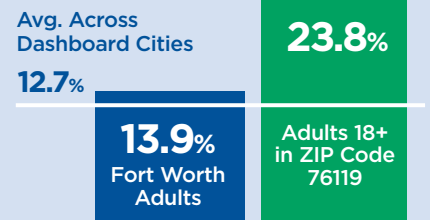
18.9%
have had 14+ days of poor mental health



43.2%
of adults are obese

<http://www.healthytexas.org/?module=indicators&controller=index&action=indicatorsearch&doSearch=1&showComparisons=1&id=39602>

POOR PHYSICAL HEALTH REPORTED FOR MORE THAN 2 WEEKS FOR THE PAST 30 DAYS



<https://www.cityhealthdashboard.com/tx/fort%20worth/metric-detail?metric=27&dataRange=city&metricYearRange=2018%2C+1+Year+Modeled+Estimate>

