




How do we compare to Other Comprehensive Stroke Hospitals?

Indicator Impact	Indicator Name	Texas Health Fort Worth Result	Other Hospitals Result	Better than National Average	Comparison
Quality of Life	Percentage of patients who were able to live independently when checked 90 days after treatment with a blood clot busting medication (tPA) or blood clot removal procedure	60.90%	44.70%		16.2% higher
Rapid Treatment	Percentage of patients who arrived in the ED with stroke symptoms and received a blood clot busting medication (tPA) within 45 minutes	75.40%	70.60%		4.8% higher
Fewer Complications	Percentage of patients who received a blood clot busting medication (tPA) or blood clot removal procedure that resulted in neurological impairment	2.90%	5.40%		2.5% lower

Data Source - The program, Get With The Guidelines®-Stroke, established by the American Heart Association.

Data for indicator 1 is July 2019 - June 2020.

Data for indicator 2 and 3 is October 2019 - August 2020.

This document was generated by, or was prepared by or at the direction or request of a medical committee, medical peer review committee, nursing peer review committee, and/or patient safety committee, including a joint committee, of Texas Health Resources and its member hospitals as defined under Texas Health & Safety Code Sec. 161.031, et seq., Texas Occ. Code Secs. 151.001, et seq., 160.001, et seq. and 303.001, et seq., and is used for committee purposes, specifically, quality assurance and assessment and the evaluation of patient safety and medical and healthcare services at the Hospital. This document and the information contained within it are considered confidential, privileged and not subject to court subpoena pursuant to the above-cited statutes and 42 U.S.C. Sec. 11101, et seq.