



INSTITUTE FOR  
**IDH**  
DIGESTIVE HEALTH

## COLONOSCOPY PREP INSTRUCTIONS (SUPREP)

Procedure Date \_\_\_\_\_ Time \_\_\_\_\_ Arrival Time \_\_\_\_\_

**Your procedure is scheduled at:**

**Preston Plaza Surgery Center**

**17950 Preston Rd Suite 75**

**Dallas, TX 75252**

**Tel 972.267.5400**

**Fax 972.267.0499**

1. **The day before your procedure, you may have clear liquids, ONLY. NO SOLID FOOD!!! Example:** Sprite, 7-Up, juice, broth, and jello. **NO RED JELLO!!**
2. The day before your procedure, take the Suprep starting at 5pm.
3. Do not drink anything after midnight the night before your procedure. You may take your medications with a **sip** of water the morning of your procedure **except for diabetes medications, blood thinning medicines, or aspirin the morning of your procedure. You may have nothing to drink 3 hours prior to your scheduled procedure time.**
4. If you have any problems taking the Suprep call our office and let the doctor know. It is very important you get cleaned out properly so the doctor can see inside your colon.
5. Please remember that you will need someone to drive you home due to the anesthetic given before your procedure.

Good Luck! This is the hardest part of the procedure.

**Please note that any amount collected in this office is separate from any financial responsibility you may have with anesthesia or the surgery center. We recommend that you call them for your benefits.**



THE DAY BEFORE YOUR COLONOSCOPY AT: \_\_5PM\_\_

Complete Steps 1 through 4 using one bottle in your Suprep kit.

1. Pour One (1) 6-ounce bottle of Suprep liquid into the cup.
2. Add cool drinking water to the 16-ounce line on the cup and mix.
3. Drink ALL the liquid in the cup.
4. You MUST drink two (2) more 16-ounce cups of water over the next hour.

YOUR PHYSICIAN WILL SELECT A TIME:

- o THE DAY OF YOUR COLONOSCOPY AT: \_\_6AM\_\_
- o THE DAY BEFORE YOUR COLONOSCOPY AT: \_\_9PM\_\_

Repeat steps 1 through 4 using the other 6-ounce bottle of Suprep

Be sure and finish ALL of the solution and water. You may not have any liquids 3 hours prior to your procedure.

Both 6-ounce bottles are required for a complete prep.

Your procedure will be performed by Doctor: \_\_\_\_\_

Address: \_\_\_\_\_

Date of procedure: \_\_\_\_\_ Arrive at: \_\_\_\_\_ AM/PM

Comments: \_\_\_\_\_

## SUPREP<sup>®</sup> BOWEL PREP KIT

(sodium sulfate, potassium sulfate and magnesium sulfate)  
Oral Solution

(17.5g/3.13g/1.6g per 6 ounces)



### On the day before your procedure...

#### What You CAN do:

- You may have a light breakfast or have clear liquids ONLY; please have nothing for dinner

#### What You CANNOT do:

- **DO NOT** drink milk
- **DO NOT** eat or drink anything colored red or purple
- **DO NOT** drink alcoholic beverages

#### Any of the following liquids are OK to drink:

- Water
- Strained fruit juices (without pulp) including apple, orange, white grape, or white cranberry
- Limeade or lemonade
- Coffee or tea (**DO NOT** use any dairy or non-dairy creamer)
- Chicken broth
- Gelatin desserts without added fruit or topping (**NO RED OR PURPLE**)

#### Note:

- SUPREP Bowel Prep Kit is indicated for cleansing of the colon as a preparation for colonoscopy in adults
- Be sure to tell your doctor about all the medicines you take, including prescription and non-prescription medicines, vitamins, and herbal supplements. SUPREP Bowel Prep Kit may affect how other medicines work
- Medication taken by mouth may not be absorbed properly when taken within 1 hour before the start of each dose of SUPREP Bowel Prep Kit
- The most common adverse reactions after administration of SUPREP Bowel Prep Kit were overall discomfort, abdominal distention, abdominal pain, nausea, vomiting, and headache
- If you have any questions about taking SUPREP Bowel Prep Kit, call your doctor


To learn more about this product, please call 1-800-874-6756 or visit our Web site at [www.supreokit.com](http://www.supreokit.com)

SUPREP Bowel Prep Kit is a split-dose (2-day) regimen. Both 6-ounce bottles are required for a complete prep.

**FIRST DOSE:** Begin Step 1 at \_\_\_\_\_ PM the evening before your procedure and proceed as shown below:

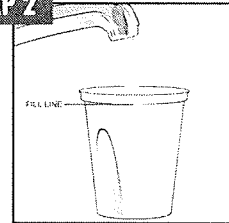
You must complete Steps 1 through 4 using one (1) 6-ounce bottle before going to bed:

#### STEP 1



Pour **ONE** (1) 6-ounce bottle of SUPREP liquid into the mixing container.

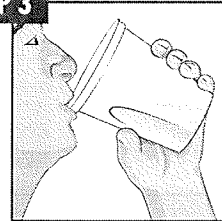
#### STEP 2



Add cool drinking water to the 16-ounce line on the container and mix.

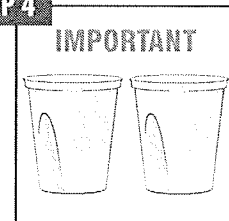
**NOTE:** Dilute the solution concentrate as directed prior to use.

#### STEP 3



Drink **ALL** the liquid in the container.

#### STEP 4



**IMPORTANT**  
You **must** drink two (2) more 16-ounce containers of water over the next 1 hour.

**SECOND DOSE:** Begin Step 1 at \_\_\_\_\_ AM the morning of your procedure and proceed as shown above:

For this dose, repeat Steps 1 through 4 shown above using the other 6-ounce bottle.

**NOTE:** You **must** finish drinking the final glass of water at least 1 hour, or as directed, before your colonoscopy.

Provided as an educational service from **Brintree**

Please read the full Prescribing Information and Medication Guide in the kit.

©2010 Brintree Laboratories, Inc.

SU-12253

December, 2010