

Texas Health Community Impact Grant - 2023/24

JOHNSON COUNTY

CLEBURNE 76031 AND 76033, KEENE 76059, AND RIO VISTA 76093

Vision. Leadership. Teamwork.

Texas Health Community Impact uses cross-sector collaborative grants to address local community needs in resourceful and innovative ways. This data-driven, outcomes-focused approach pinpoints North Texas ZIP codes most in need of our help and drives how we engage with leaders, influencers and existing resources within those underserved areas. Together, we're responding to health disparities, eliminating root causes of chronic disease and providing tools that instill life-long health and well-being.

Collaborating Organizations

CNM

(Center for Nonprofit Management)
Leading the charge of to-be-determined funded and unfunded collaborating organizations

To join the cause or for more information, please contact:

Annette Jacobs, Program Manager

Johnson County
Community Health Improvement
Texas Health Resources

AnnetteJacobs@TexasHealth.org

You can help.



To be part of the change, scan this QR code or [click here.](#)

Collaboration by the People, for the Community

About this Grant

To increase efficiency and effectiveness of community-based organizations in identified areas, this effort led by the Center for Nonprofit Management (CNM) will build the foundation for addressing mental health and maximize the impact of future Texas Health Community Impact grants. Through this grant, CNM will facilitate community-driven development and leverage cross-sector collaboratives to identify and implement innovative, community-wide interventions to address social determinants of health, like navigation to resources for affordable transportation, housing, and healthy food.

Program Milestones

To reach by December 2023

- Develop individual organizational capacity to streamline services for consumers.
- Increase quantitative and qualitative data related to social determinants of health and navigation to services.



To reach by December 2024

- Invest in needed infrastructure for successful cross-sector collaboration in the county—including strengthening of organizational capacity, and development of needed processes such as collaborative internal and external communication, reporting and data collection.

An Innovative Approach

Underserved communities often struggle with a lack of access to healthy food, housing, transportation, and healthcare. In many cases, behavioral health is at the core of these challenges.

In Johnson County, a new grant—Collaboration by the People, for the Community—is building a foundation from which existing community resources can unite to tackle the Social Determinants of Health including the root causes of mental health and identify sustainable interventions. Led by the Center for Nonprofit Management (CNM), this effort aims to increase the capacity of cross-sector community organizations to collaborate effectively.

Shawna Story, a Veterans career advisor for the Texas Veterans Commission (part of Cleburne Workforce Center) who serves on the Texas Health Community Impact Southern Leadership Council said, "This grant will help community partners to create sustainable positions, fund operations costs, and receive board training to focus on their missions and help those in our community who need it most."

She is also enthusiastic about developing opportunities that lead to long-term improvement in health and well-being. "This grant will help to create stronger community collaboration and participation allows me to learn from other partners," said Story.

\$1,498,000

This innovative grant spanning efforts within Erath, Johnson and Kaufman Counties will support and fund multiple agencies in each county.

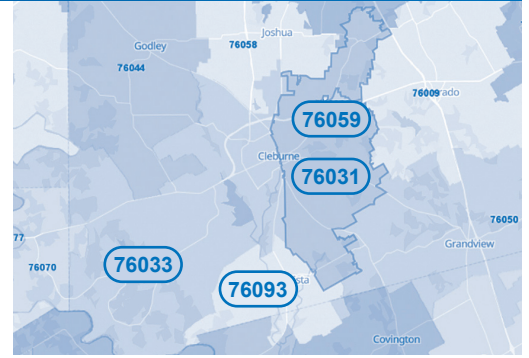
TexasHealth.org/Community-Impact



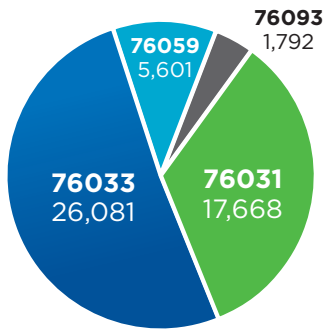
As an example of the data used to analyze the ZIP codes and determine areas of focus in each Texas Health Community Impact region, the following information is a snapshot for Cleburne 76031 and 76033, Keene 76059, and Rio Vista 76093.



FOR ADDITIONAL DATA AND DEFINITIONS
Review the Community Health Needs Assessment by scanning the QR code or visiting TexasHealth.org/CHNA



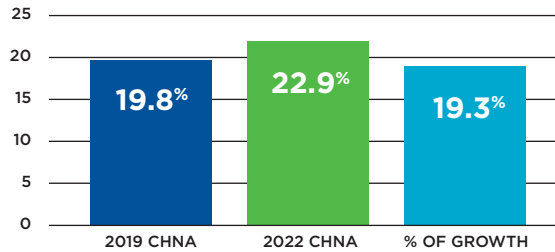
DEMOGRAPHICS



Source: 2022 Community Health Needs Assessment

Of the **187,280** Johnson County residents—made up of approximately **70.1%** White, **22.6%** Hispanic/Latino and **4.2%** Black—approximately **27%** reside in high-need ZIP codes.

Hispanic/Latino Population Increase



Sources: 2019 Community Health Needs Assessment; 2022 Community Health Needs Assessment

NAVIGATION

At least **88%** percent of adults living in the U.S. have health literacy inadequate to navigate the healthcare system and promote their well-being.

Source: Milken Institute study of Health Literacy in United States https://milkeninstitute.org/sites/default/files/2022-05/Health_Literacy_United_States_Final_Report.pdf

What might prevent someone from accessing care?



Johnson County neighbors said:

“Lack of knowledge of the resources available/ unsure where to go.”

“Language barriers.”

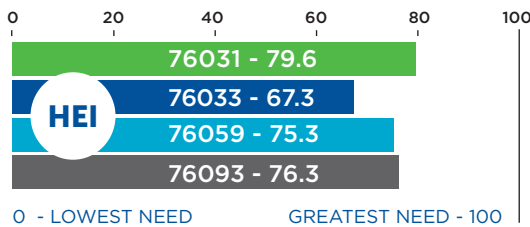
“Financial barriers: not having insurance, costs associated with treatment, ‘out of pocket expenses.’”

“Lack of transportation.”

Source: 2022 Community Health Needs Assessment

SOCIAL DETERMINANTS OF HEALTH

Conditions in the environments in which people are born, live, learn, work, play, worship, and age that affect a wide range of health, functioning, and quality-of-life outcomes and risks. Through Texas Health Community Impact grants, we’re trying to address the whole person—not just a disease.



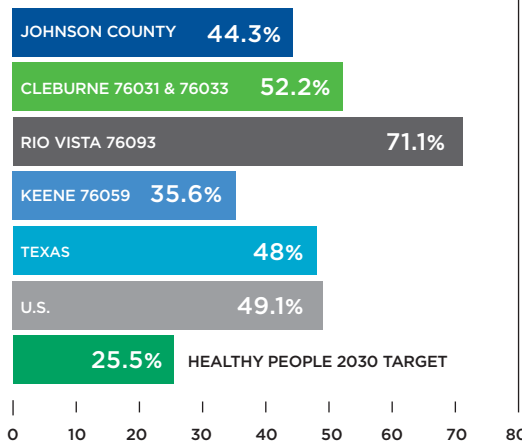
Sources: <https://www.healthypeople.gov/2020/topics-objectives/topic/social-determinants-of-health>; 2022 Community Health Needs Assessment

Health Equity Index (HEI)

Formerly the SocioNeeds Index, HEI incorporates estimates for different social and economic determinants of health that are associated with poor health outcomes.

Lack of Affordable Housing

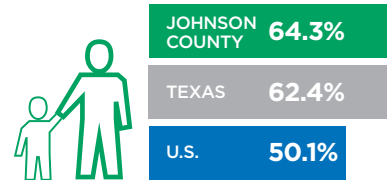
Renters spending 30% or more of household income on rent



Source: <https://www.healthytexas.org/indicators/index/>

Food Insecurity

Households with children receiving SNAP



Source: 2022 Community Health Needs Assessment

Transportation

According to estimates, approximately **25%** of lower-income patients cancel or miss appointments due to barriers to transportation (Syed et al., 2013).

Source: <https://www.ruralcenter.org/population-health-toolkit/data/transportation-health-status>



TexasHealth.org/Community-Impact